

Online Assessment System

Quick Start Guide for Students

Getting Started

- Log on with your student ID and password.






Logon ID

Password

(your *Logon* is _____;
your *password* is _____)


- Make sure that the Welcome screen shows YOUR name!

Welcome Noah Stewart


- Click the  button to take a test
or
- Click on the  button to take a test your teacher assigned.
- Click on the test your teacher tells you to take.
- Then click  .

Grade 5 Area and Perimeter (gr5math)
Sanchez Math 1 (sanchezmath1)
Sanchez Reading 1 (sanchezreading1)
Sanchez Science (sanchezscience)

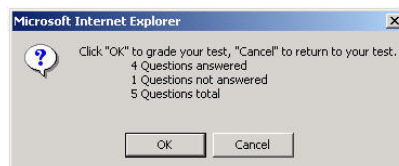
Taking a Test:


- Click on  to go to the next section or question in the test:
- If you need to stop while taking the test, click on **Take a Break**.

When finished with the test:

- Click 
- You will see how many test questions you have and haven't answered. Click **OK** to grade the test or **Cancel** to go back to the test if you didn't answer all the questions!!

- View your test results if available.



- Then, click on  if you are ready to log out or click on a test option button if you need to take another test.

To Logout

- Click  when you are finished working in the **Online Assessment System**.